

Learning At Home: Week 3

We hope you are all doing well and the stuff we are posting and putting in our packets has been helpful to you! If you have not yet please join our group on Facebook called Acorn Montessori Pre-K 2020. We have been trying to post helpful resources for you and videos of us, so we can still interact with your kiddos!

Heading into week three we wanted to pick up where we left off when we were in school. We were about to learn the letter T, working on addition, and learning the plant life cycle. I have included a homework packet to go along with this theme.

I have also included a bunch of Alphabet worksheets and information to help you build learning skills while you are home. Remember you don't have to do the worksheets, they are only there if your kiddo is interested in doing them!

Again here is our sample daily schedule

7:00-9:00- Breakfast

9:00-10:00- Out for a walk. I have included a scavenger hunt checklist in the packet this week. Take pictures or collect the items and put in your bag. See if you can get them all!

10:00-12:00- Educational materials.

This week we will be talking about the plant life cycle. Plant a plant this week and watch it grow. They can bring it in to class when we return!

Open your fridge and look for plants you eat! What part do you eat? (Root, Stem, Leaf, Flower). Have a taste test with these foods.

A great Fine Motor/ Math Activity is to grab a bunch of seeds, bird seed works too, and have your kiddo sort the seeds by size. Have them use tweezers for extra Fine Motor Practice. I have included Seed Sorting mat in the packet. If you do not have access to seeds there are some paper ones on the side you can cut and glue!

I will be posting some fun plant science as well this week!

12:00-12:30 -Lunch

12:30-2:00 – Quiet time. Yoga , books on video, quiet coloring and working on their home journal, playing quietly in their room.

2:00-3:00- Snack time, games, afternoon walks, play out in the backyard.

3:00-4:00- Educational apps and resources linked in the post.

- The Home journal is to be done every day. You and your child can write down their favorite part of their day as well as draw a picture. Many of our kiddos can write their letters, so you can either write and have them trace or dictate to them what to write. Their book must be labeled with their name and they will bring it in when we return to school to share with us what they did during their time at home!

- The Reading Chart and Listening Response in the packet is extra credit! If your child fills out at least 3 book responses and a reading log for each week they will be given a prize when we return to school!

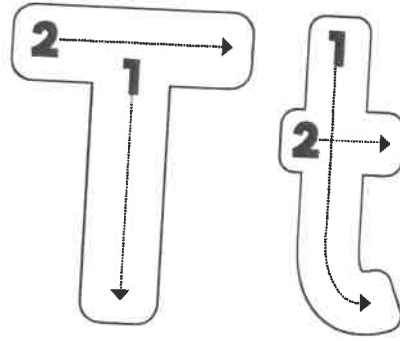

READING LOG- Put a sticker on the time or color in the amount of time you and your child spend reading each day.

LISTENING RESPONSE- After the book have your child fill out a response by coloring the face of how they felt about the book and drawing their favorite moment from the book. You can carry this further by asking more about it later in the day and see what your child remembers from the book.




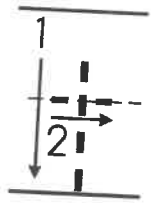



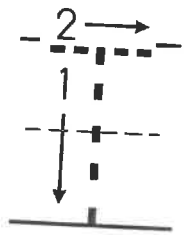
Preschool Home Learning Activities

Week 3	Literacy	Math	Other Ideas
DAY 1	Have your child practice writing their name. Ask your child to tell you the beginning sound for each word: apple /a/, monkey /m/, dog /d/, rocket /r/, sun /s/, log /s/, up /u/	Walk around the house with your child and help them count how many windows are in your house.	Living or Nonliving- Ask your child to categorize each of these: dog, flower, book, moon, insect, tree, pencil, fish, pizza, snake, star, house, person, crab, grass
DAY 2	Say "I like to eat..." and then name a word that rhymes with a food. See if your child can guess the food. (ex. pacaroni, wizza, motdogs, tread, bandy, totton tandy, etc.)	Have your child make an ABB pattern with 2 different types of objects (ex. spoon, fork, fork, spoon, fork, fork; or blue, yellow, yellow, blue, yellow, yellow)	Help at home- Teach your child one or two chores (like folding their clothes, helping to dust or vacuum, etc.). Tell them that is their new job to help around the house.
DAY 3	Sing the alphabet song with your child. Read a book together and see if you can find and point to each letter of the alphabet in the book.	Ziploc Bag Number Game- Write a number on a Ziploc bag and see if your child can put that many objects in the bag. (ex. 5- child puts 5 buttons in the bag)	Help your child learn their last name as well as their birthday. Help them count how many days until their birthday.
DAY 4	Read a book to your child. Have them retell the beginning, middle, and end of the story.	Draw the following shapes and have your child try to copy them: square, circle, triangle, rectangle, oval. Help them count how many sides and corners each shape has.	Weather Watch- Help your child make a chart and draw a picture of the weather for the next 5 days. (sun, cloud, rain, etc.)
DAY 5	Clap and count the syllables in each of these words: pizza, hamburger, macaroni, hotdog, strawberry, apple, taco, bean, bread, raspberry	Help your child count by 10's to 100. 10,20,30,40,50,60,70,80, 90,100 (whisper it, shout it, count in a baby voice, count in a robot voice)	Talk about emotions. Have your child make a face/expression to match each: happy, sad, angry, silly, bored, tired, grumpy, excited

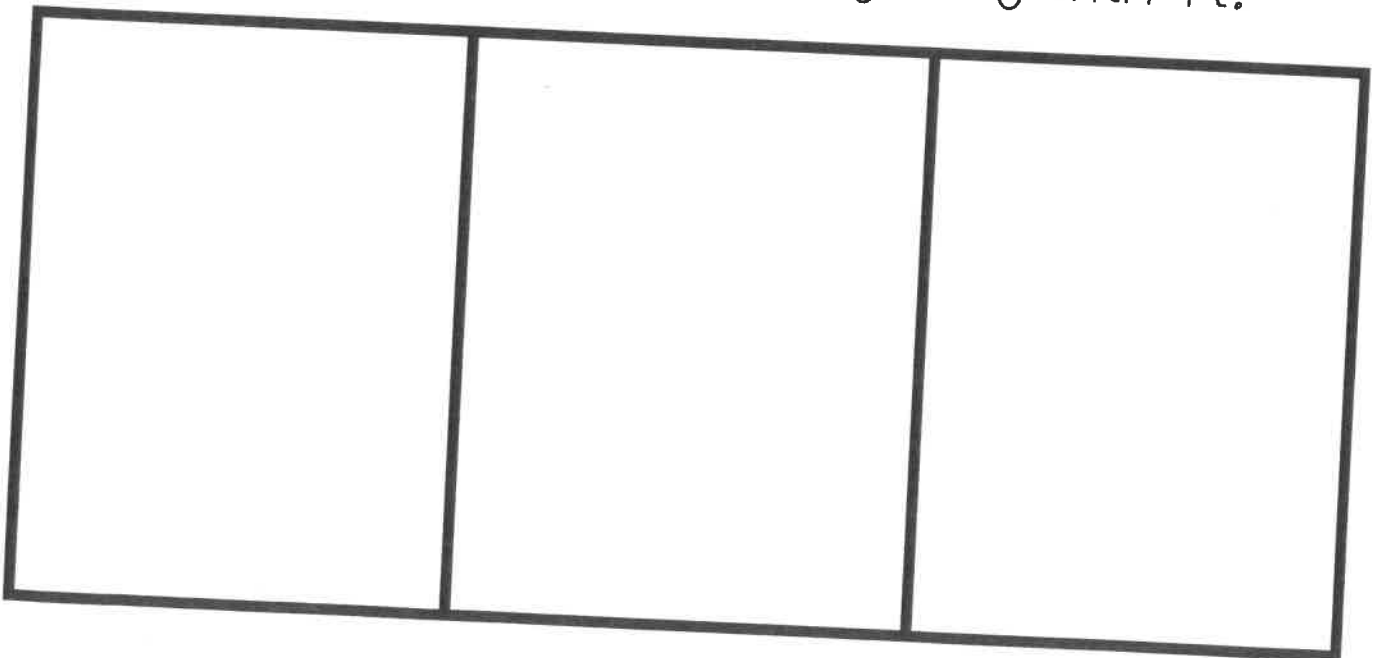
Directions: Have your child practice writing his/her FIRST AND LAST NAME.



Trace and write the letter Tt.




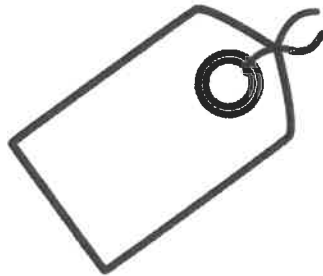


Below draw 3 pictures beginning with Tt.



Tt

Directions: Circle all the things beginning with the letter and sound of Tt.



Reading Comprehension Using Picture Clues

Directions: Help your child practice reading comprehension skills by reading the sentence in each box to your child and have your child circle the picture about the sentence.


1 The boy is drinking juice.



2 The children are writing.

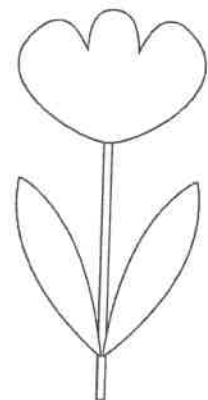
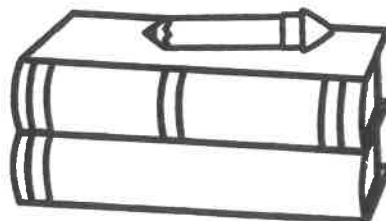


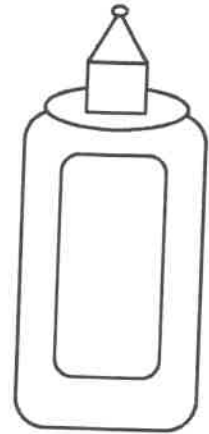



3 The children are playing with a ball.





Living Things

Directions: All living things grow and change. Circle all the pictures below that are living things.



Directions: In each box draw a picture of a living thing. Parents please help your child write the word of each living thing.



How Many All Together?

1. Count how many all together. 2. Write the correct number after the = sign.

1




$$2 + 1 =$$

2



$$3 + 1 =$$


3



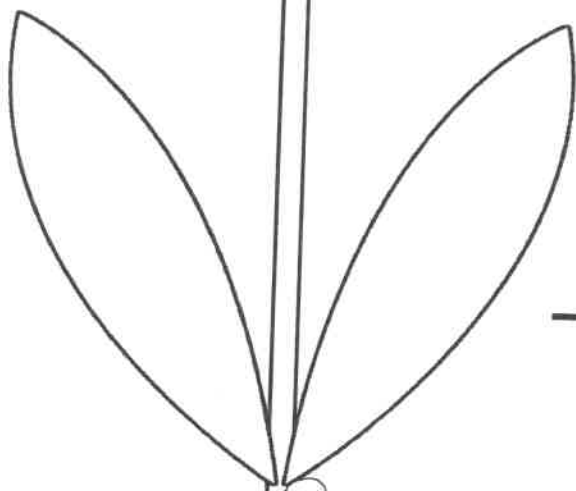
$$2 + 2 =$$

Parts of a Plant

Directions: Review the parts of a plant. Trace the words and color the pictures.



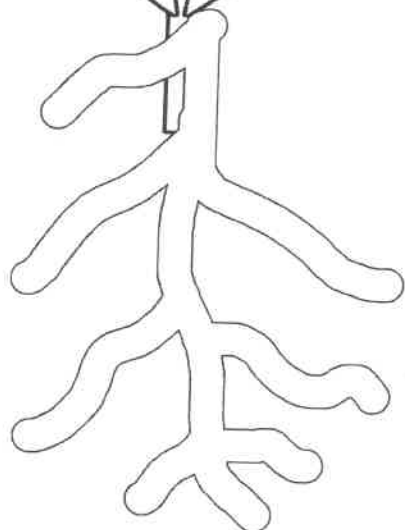
flower



stem



leaf

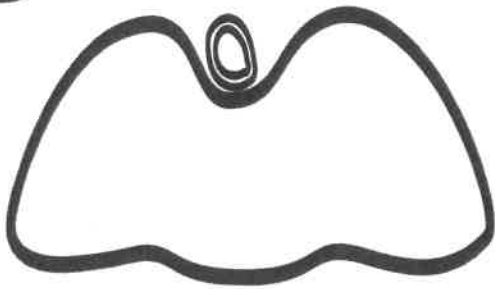


roots

Plant Needs


Directions: Review what plants need to grow. Color the pictures.

1



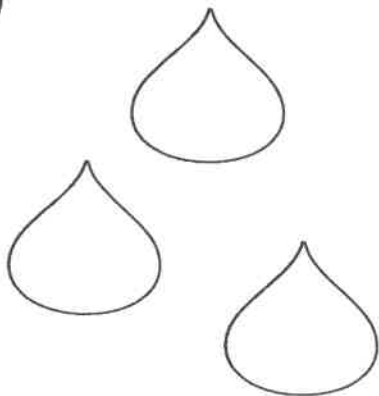
Soil

2




Sun

3



Water


4



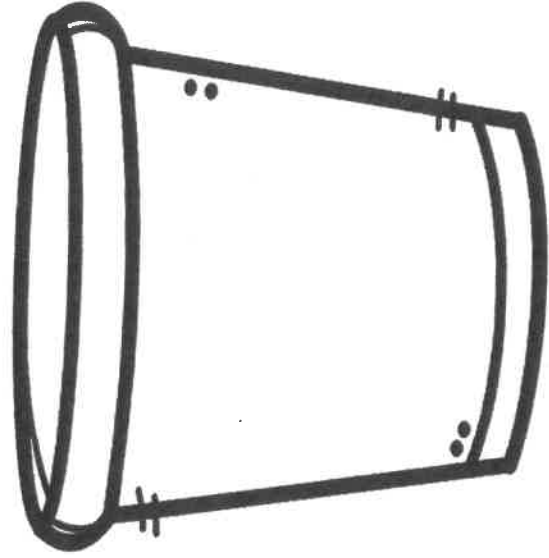
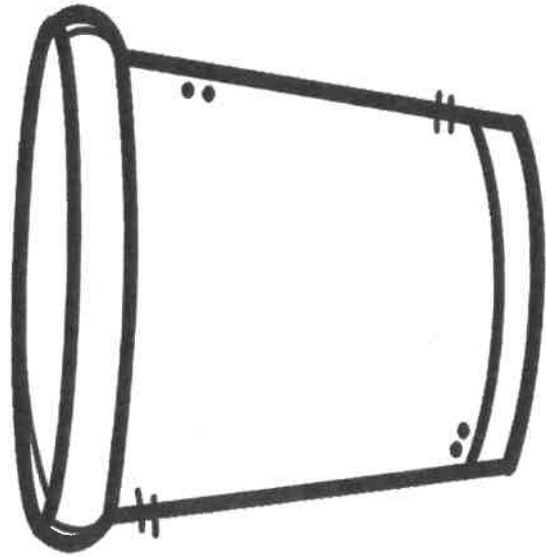
Air

Name: _____

Planting seeds



Draw what the seed looks like NOW. PREDICT what the seeds will grow into.



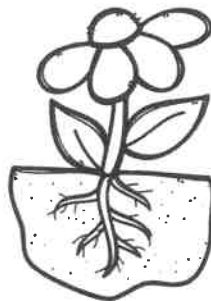





I planted _____

seeds.

Name: _____


LIFE CYCLE OF A PLANT



mature plant



seed



flower



sprout

Name: _____

seed sort



cut



paste


small



medium



large



Online Preschool Learning Resources

Learning through Songs	<ul style="list-style-type: none">▪ Jack Hartmann Videos - bit.ly/jackhartmannvideos▪ Herman the Worm- bit.ly/hermanworm▪ The Learning Station- bit.ly/learningstationsongs▪ Sign Language Alphabet- bit.ly/signalphabet▪ Exercise & Count to 100- bit.ly/jackcount▪ Miss Booksy- bit.ly/missbooksy▪ GoNoodle- bit.ly/noodlego
Online Books	<ul style="list-style-type: none">▪ Pete the Cat I Love my White Shoes- bit.ly/catwhiteshoes▪ Epic (free for 30 days)- https://www.getepic.com▪ Vooks (free for 30 days)- https://www.vooks.com▪ Storytime at Awnie's House- http://bit.ly/awnie▪ The Storytime Family- bit.ly/storytimefam▪ Storyline Online- www.storylineonline.net/
Apps	<ul style="list-style-type: none">▪ Funbrain, Jr.▪ Fish School▪ Reading Eggs- Learn to Read▪ Letter School▪ Daniel Tiger's Neighborhood▪ Endless Alphabet▪ Writing Wizard▪ Animal Math Preschool Games
Websites	<ul style="list-style-type: none">▪ www.pbskids.com▪ www.abcmouse.com▪ www.sesamestreet.org▪ www.curiousworld.com▪ www.cookie.com▪ www.abcya.com

Nature Scavenger Hunt List

Try to find as many items on the list as you can.

Item	✓	Item	✓
Yellow flower		Fly	
Frog		Tree that's fallen down	
Brown leaf		Snail	
Tree with no leaves		Rock that's larger than your hand	
Fern		Berries	
Tree root		Red flower	
Stick		Mushrooms	
Dandelion		Squirrel	
Feather		Insect	
Something purple		Bark	
Seed		Thorns	
Pinecone		Puddle	
Spider web		Animal tracks	
Something smooth		Bird's nest	
Butterfly		Litter	

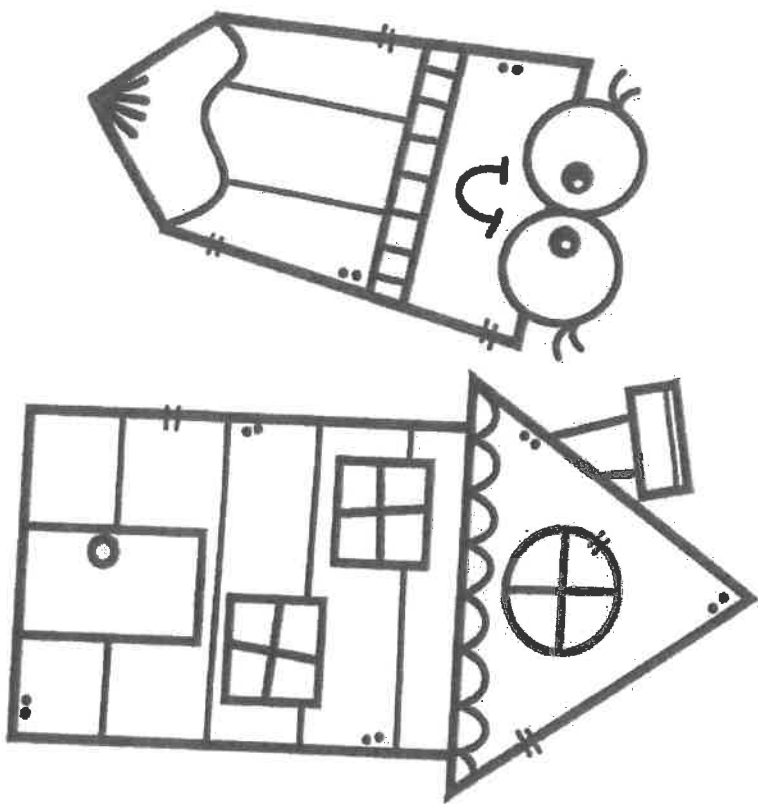
Nature Scavenger Hunt List

Try to find as many items on the list as you can.

Item	✓	Item	✓
Yellow flower		Fly	
Frog		Tree that's fallen down	
Brown leaf		Snail	
Tree with no leaves		Rock that's larger than your hand	
Fern		Berries	
Tree root		Red flower	
Stick		Mushrooms	
Dandelion		Squirrel	
Feather		Insect	
Something purple		Bark	
Seed		Thorns	
Pinecone		Puddle	
Spider web		Animal tracks	
Something smooth		Bird's nest	
Butterfly		Litter	

My Home Journal

POCKET OF PRESCHOOL



Name: _____



POCKET OF PRESCHOOL

--	--	--



--	--	--


POCKET OF PREDICION

--	--	--



--	--	--

My Reading Chart



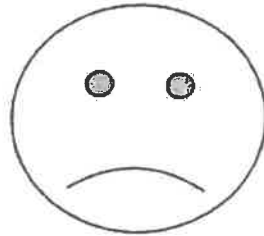

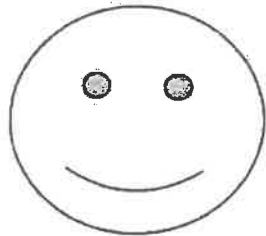
Monday	10 MIN	20 MIN	30 MIN	40 MIN	50 MIN	60 MIN
Tuesday	10 MIN	20 MIN	30 MIN	40 MIN	50 MIN	60 MIN
Wednesday	10 MIN	20 MIN	30 MIN	40 MIN	50 MIN	60 MIN
Thursday	10 MIN	20 MIN	30 MIN	40 MIN	50 MIN	60 MIN
Friday	10 MIN	20 MIN	30 MIN	40 MIN	50 MIN	60 MIN
Saturday	10 MIN	20 MIN	30 MIN	40 MIN	50 MIN	60 MIN
Sunday	10 MIN	20 MIN	30 MIN	40 MIN	50 MIN	60 MIN



Listening Response

Book Title: _____

Did you like this book?



Draw your favorite part.

Alphabet Learning Mats

Fun hands-on activities for every letter of the alphabet

Dear teacher,

Thank-you for your purchase! I hope this packet proves to be a valuable resource in your classroom. These print-and-go learning mats are an easy way to introduce and reinforce the different letters of the alphabet with your students.

These learning mats ask your students to do a variety of things with each letter:

1. Say it
2. Trace it
3. Write it
4. Color it
5. Build it (using every day objects such as play-doh, buttons, paper clips, beads, etc.)
6. Identify an object that starts with the letter

The Bible terms for each letter included are:

B: Bird	C: Crayon	D: Duck	E: Elephant	F: Fire	A: Apple
G: Glue	H: Heart	I: Igloo	J: Jam	K: Kite	
L: Ladder	M: Monkey	N: Nest	O: Orange	P: Pizza	
Q: Queen	R: Ring	S: Socks	T: Tree	U: Unicorn	
V: Vest	W: Wagon	X: Xylophone	Y: Yo-Yo	Z: Zipper	

You can copy these pages for each student and create a booklet to be added to all yearlong or you can place it in a dry erase pocket to be used again and again.

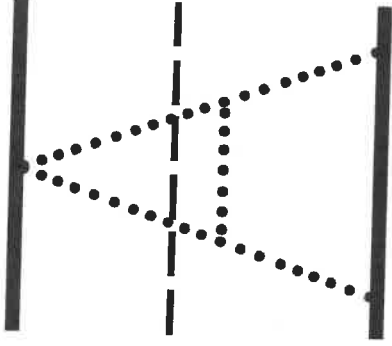
Alphabet Learning Mats >>> Today's focus:

A

I can say it:

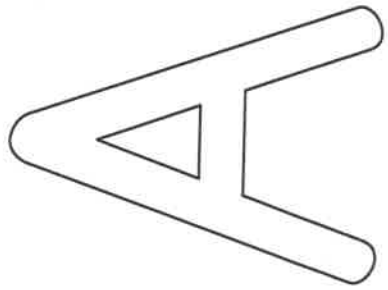
A

I can trace it:



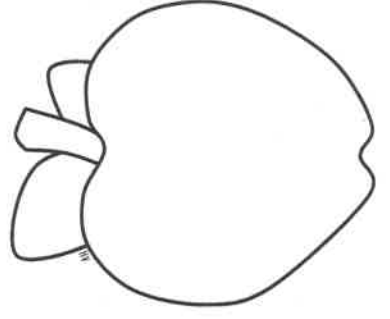
I can write it:

I can color it:



I can build it:

A word that starts with A is:



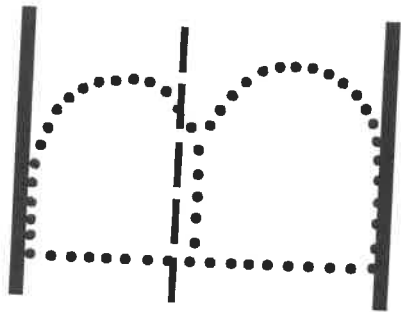
Alphabet Learning Mats >>> Today's focus:

B

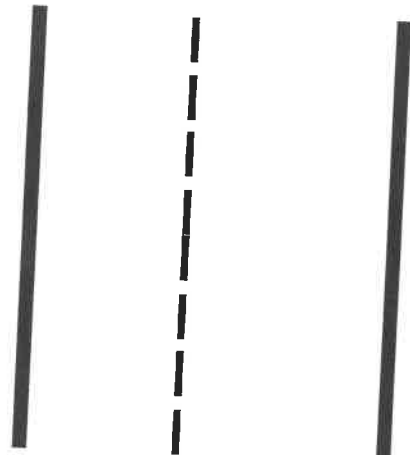
I can say it:

B


I can trace it:



I can write it:




I can color it:



I can build it:

A word that starts with B is:



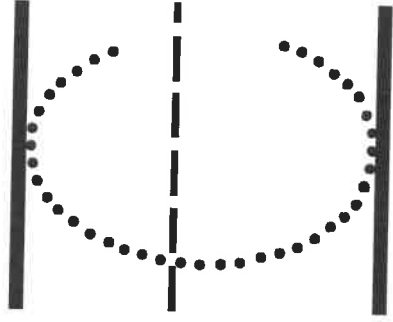
Alphabet Learning Mats >>> Today's focus:

C


I can say it:



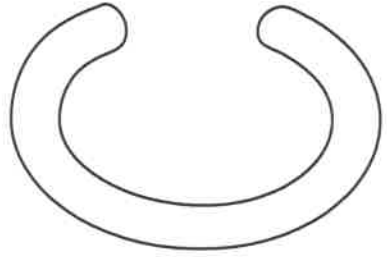
I can trace it:



I can write it:

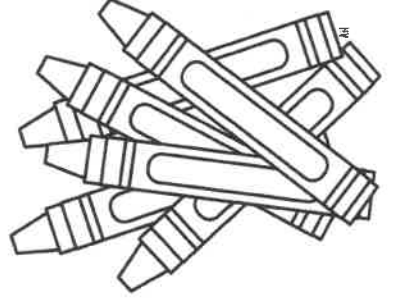


I can color it:



I can build it:


A word that starts with C is:



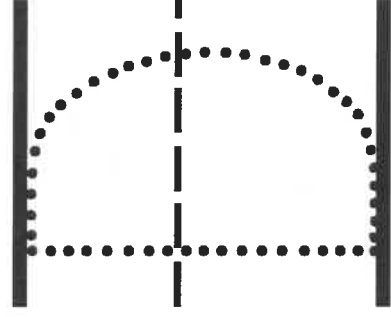
Alphabet Learning Mats >>> Today's focus:

D


I can say it:



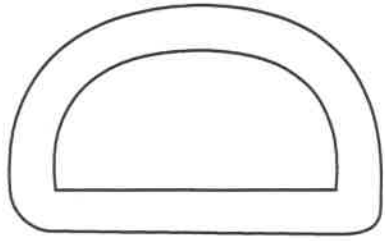
I can trace it:



I can write it:




I can color it:



I can build it:

A word that starts with D is:



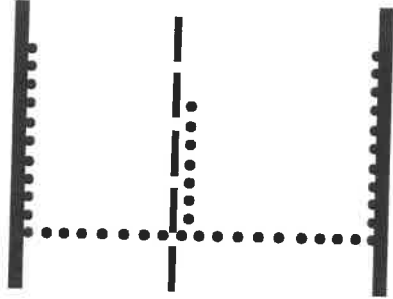
Alphabet Learning Mats >>> Today's focus:

E

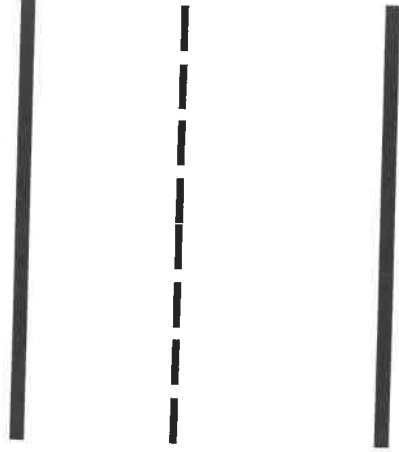
I can say it:

E

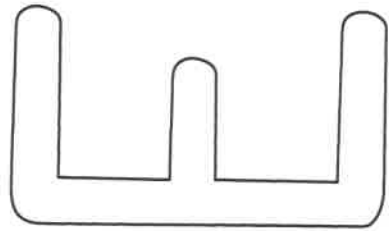
I can trace it:



I can write it:

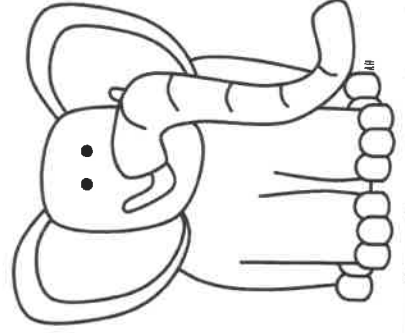


I can color it:



I can build it:


A word that starts with E is:



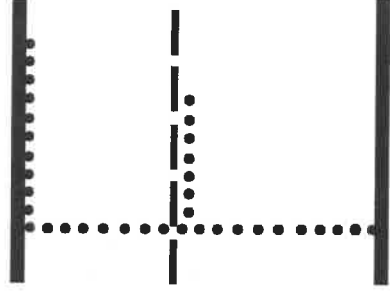
Alphabet Learning Mats >>> Today's focus:

F


I can say it:



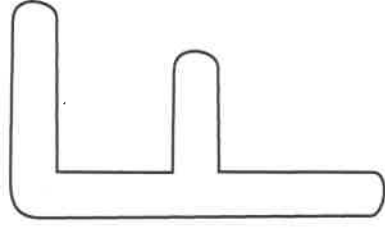
I can trace it:



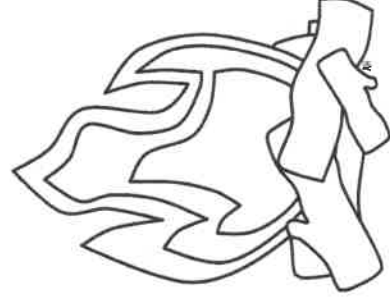
I can write it:



I can color it:



I can build it:



A word that starts with F is:

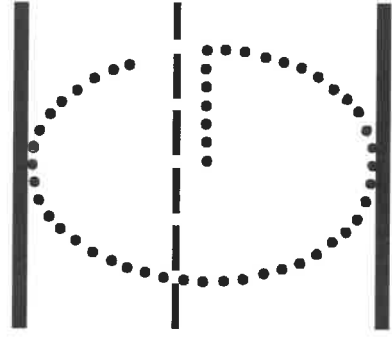
Alphabet Learning Mats >>> Today's focus:

G

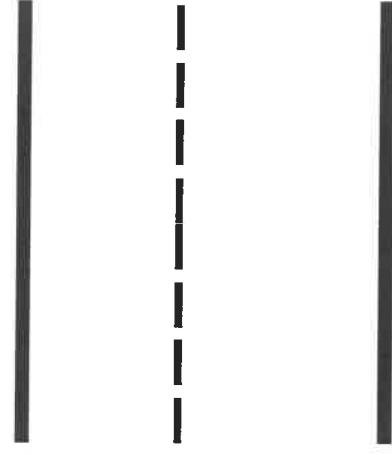
I can say it:

G

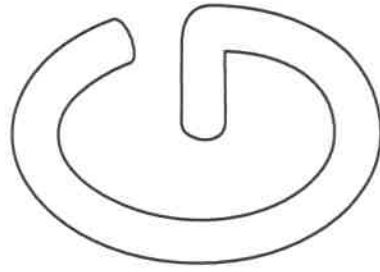
I can trace it:



I can write it:



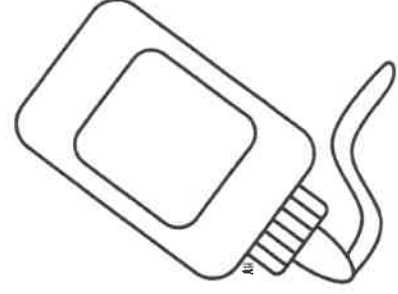
I can color it:



I can build it:

A word that


starts with G is:



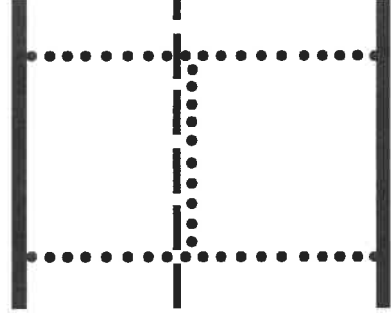
Alphabet Learning Mats >>> Today's focus:

H


I can say it:



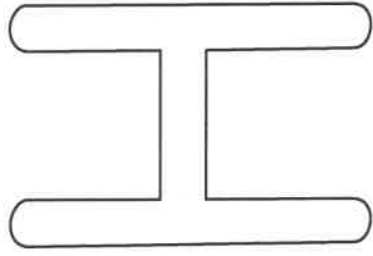
I can trace it:



I can write it:




I can color it:



I can build it:

A word that starts with H is:



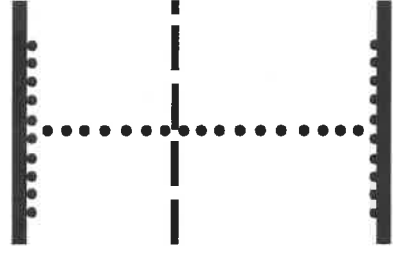
Alphabet Learning Mats >>> Today's focus:

I


I can say it:

I

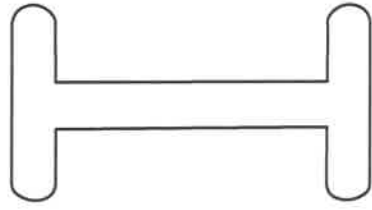
I can trace it:



I can write it:

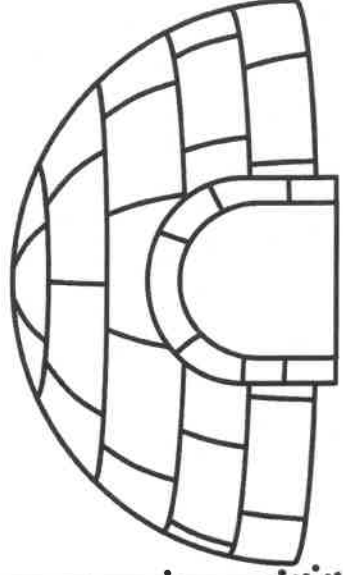


I can color it:



I can build it:

A word that starts with I is:



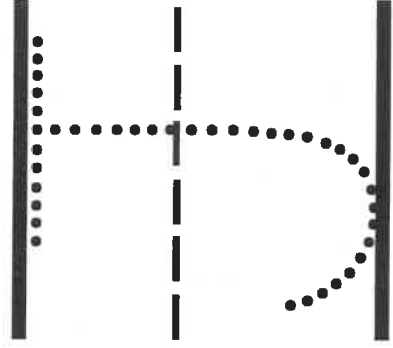
Alphabet Learning Mats >>> Today's focus:

J


I can say it:

J

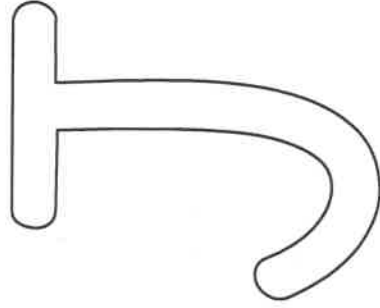
I can trace it:



I can write it:



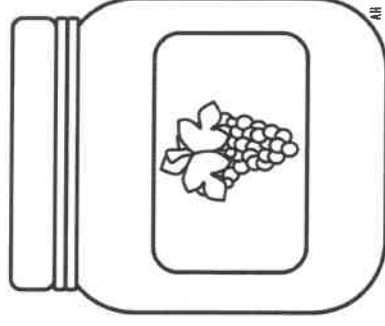
I can color it:



I can build it:

A word that

starts with J is:



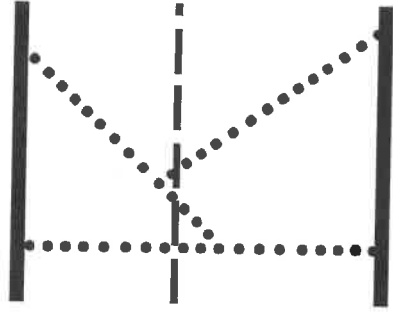
Alphabet Learning Mats >>> Today's focus:

K

I can say it:

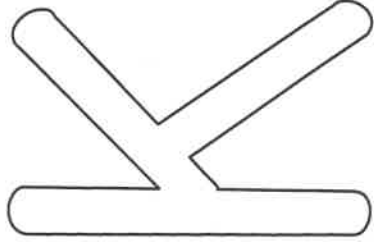
K

I can trace it:



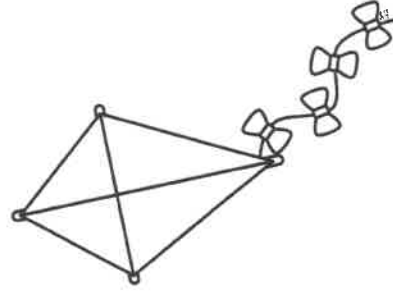
I can write it:

I can color it:



I can build it:

A word that starts with K is:



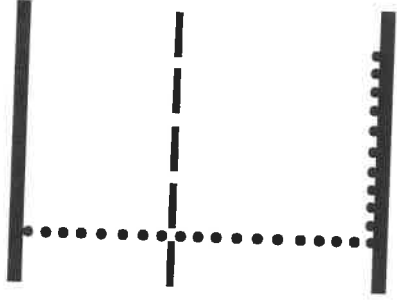
Alphabet Learning Mats >>> Today's focus:

L

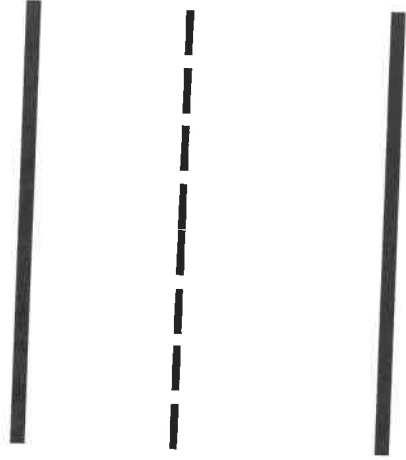
I can say it:



I can trace it:



I can write it:

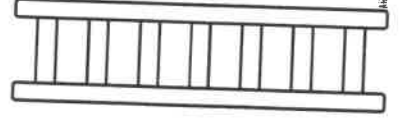


I can color it:



I can build it:

A word that starts with L is:



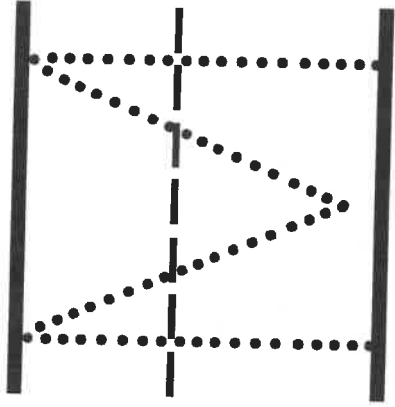
Alphabet Learning Mats >>> Today's focus:

M


I can say it:

M

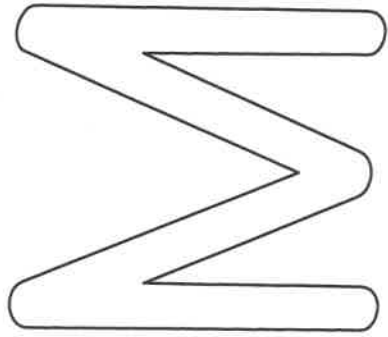
I can trace it:



I can write it:

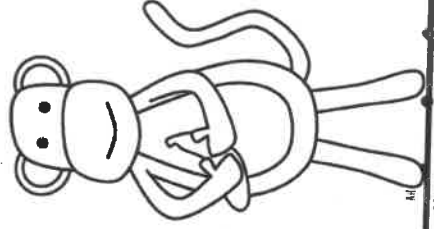


I can color it:



I can build it:

A word that starts with M is:



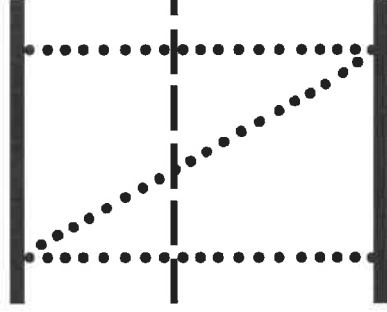
Alphabet Learning Mats >>> Today's focus:

N


I can say it:

N

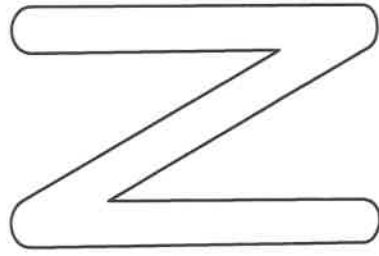
I can trace it:



I can write it:

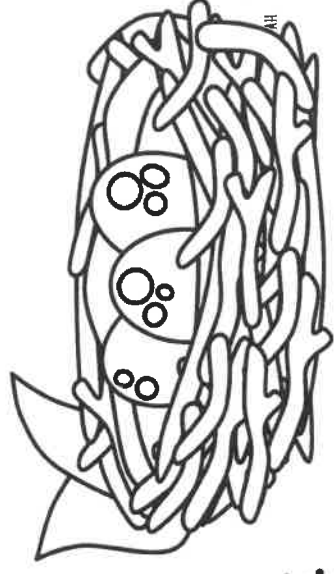


I can color it:



I can build it:

A word that starts with N is:



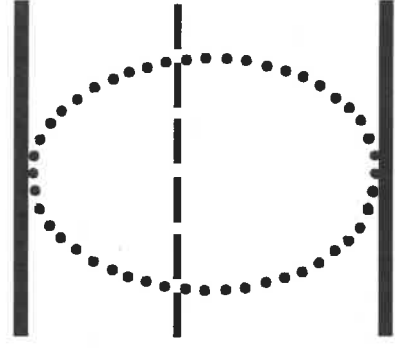
Alphabet Learning Mats >>> Today's focus:

O


I can say it:



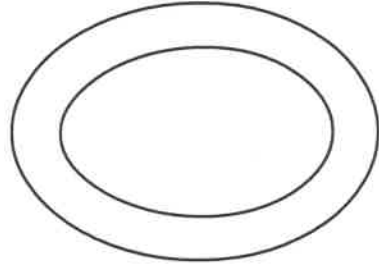
I can trace it:



I can write it:

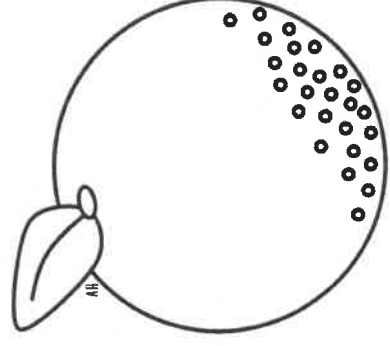


I can color it:



I can build it:

A word that starts with O is:



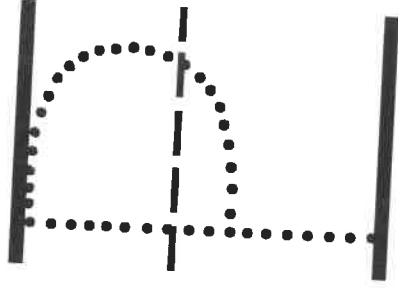
Alphabet Learning Mats >>> Today's focus:

P

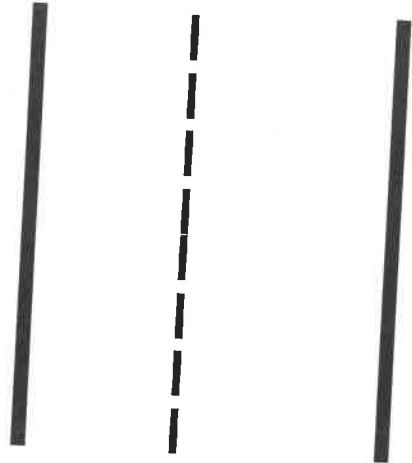
I can say it:

P

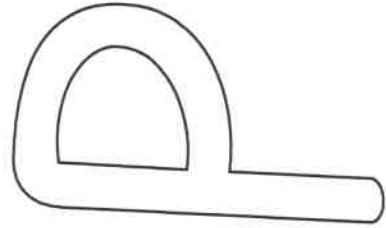
I can trace it:



I can write it:

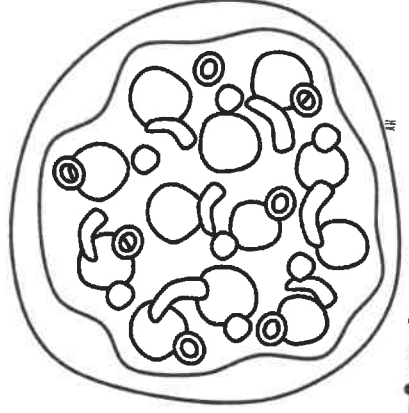


I can color it:



I can build it:

A word that starts with P is:



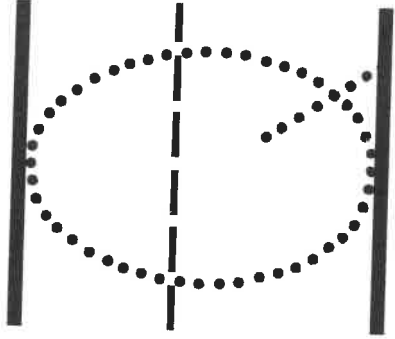
Alphabet Learning Mats >>> Today's focus:

Q


I can say it:

Q

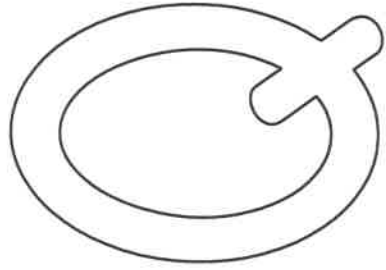
I can trace it:



I can write it:

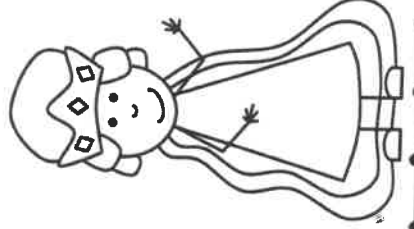


I can color it:



I can build it:

A word that starts with Q is:



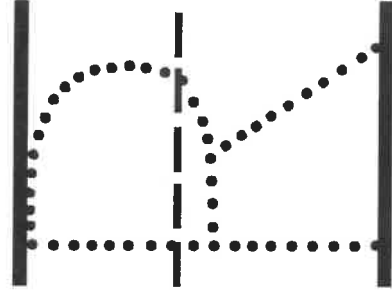
Alphabet Learning Mats >>> Today's focus:

R


I can say it:

R

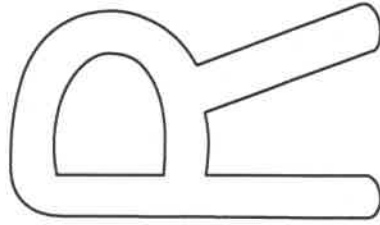
I can trace it:



I can write it:

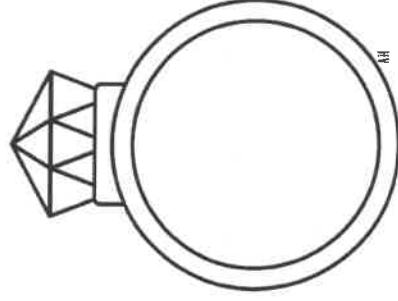


I can color it:



I can build it:

A word that starts with R is:



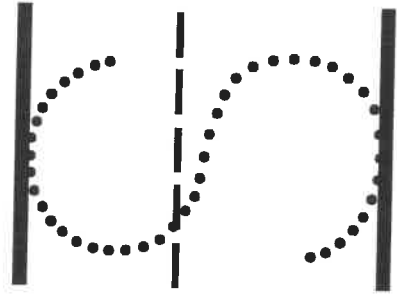
Alphabet Learning Mats >>> Today's focus:

S


I can say it:

S


I can trace it:



I can write it:

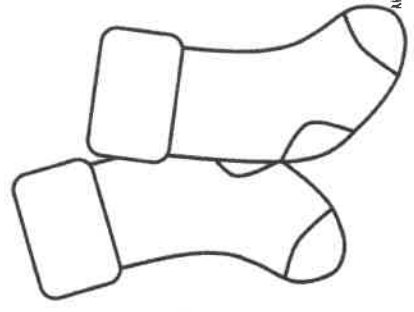


I can color it:



I can build it:

A word that starts with S is:



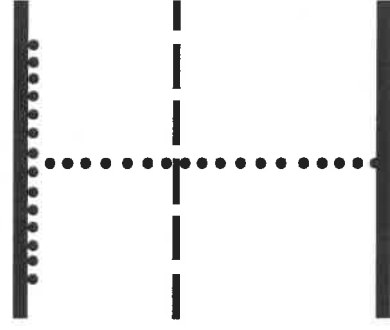
Alphabet Learning Mats >>> Today's focus:

T


I can say it:

T

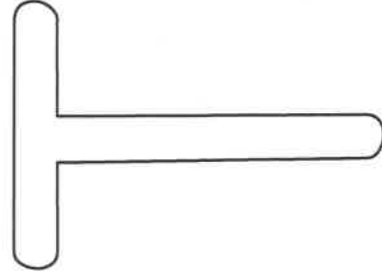
I can trace it:



I can write it:

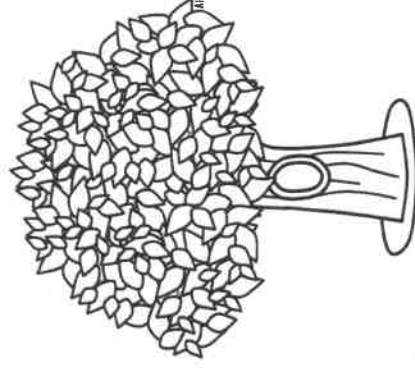


I can color it:



I can build it:

A word that starts with T is:



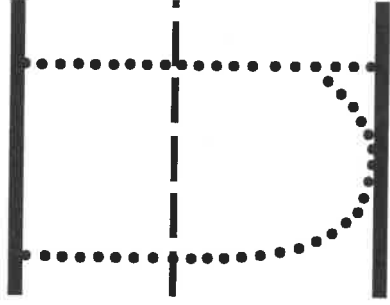
Alphabet Learning Mats >>> Today's focus:

U


I can say it:

U

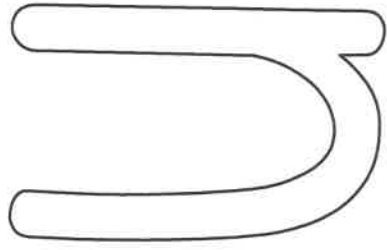
I can trace it:



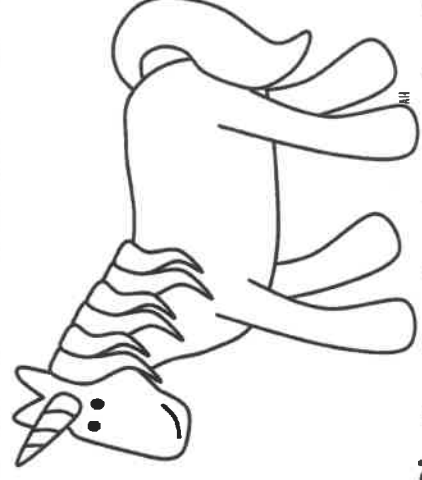
I can write it:



I can color it:



I can build it:




A word that starts with U is:

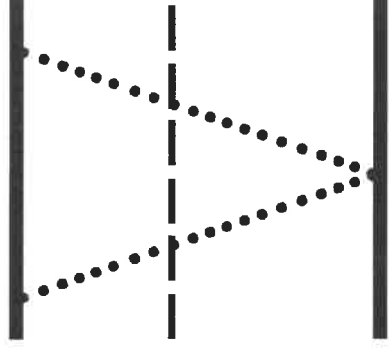
Alphabet Learning Mats >>> Today's focus:

V


I can say it:



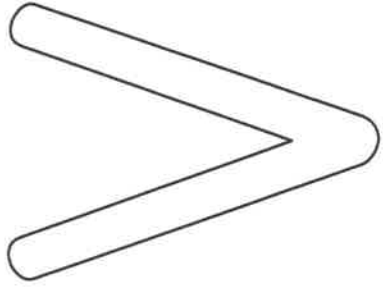
I can trace it:



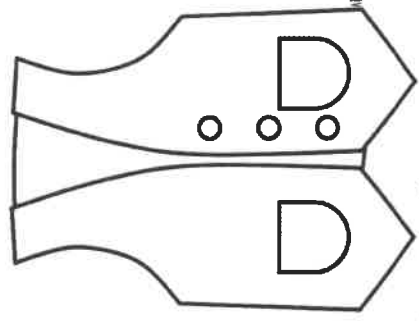
I can write it:



I can color it:



I can build it:



A word that starts with V is:

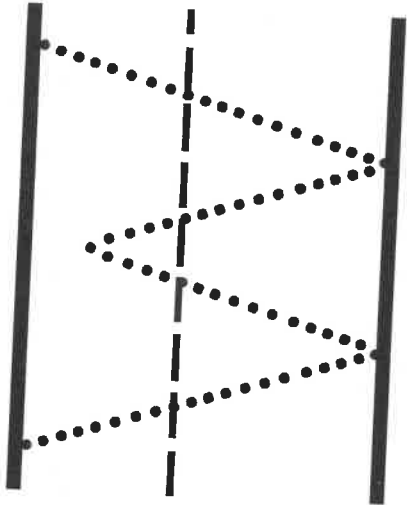
Alphabet Learning Mats >>> Today's focus:

W


I can say it:

W

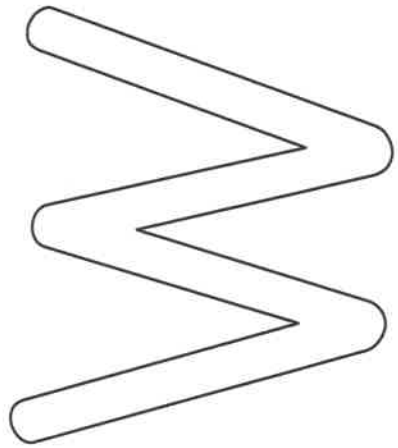
I can trace it:



I can write it:




I can color it:



I can build it:



A word that starts with W is:



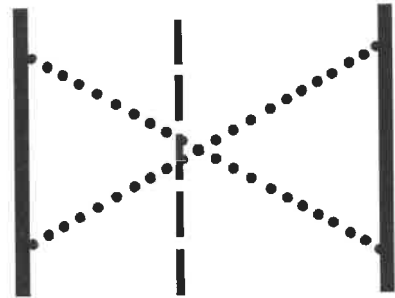
Alphabet Learning Mats >>> Today's focus:

X


I can say it:




I can trace it:



I can write it:

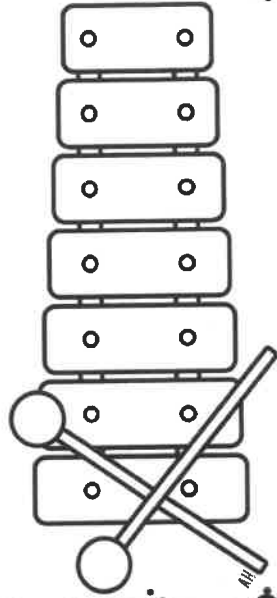


I can color it:



I can build it:


A word that starts with X is:



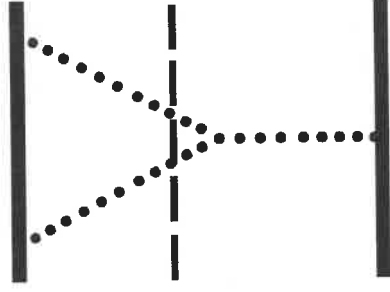
Alphabet Learning Mats >>> Today's focus:

Y


I can say it:



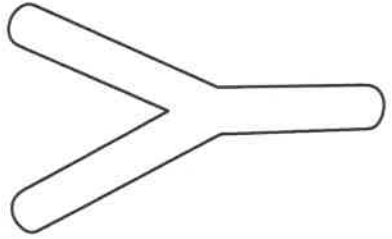
I can trace it:



I can write it:

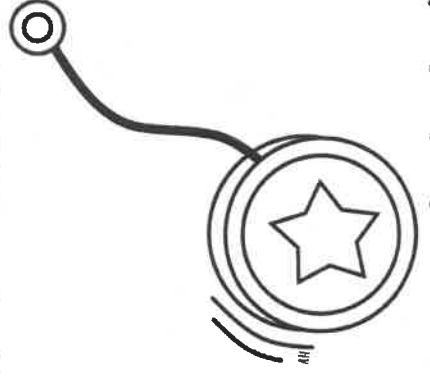


I can color it:



I can build it:

A word that starts with Y is:

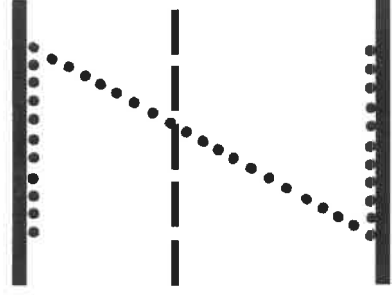


Z


I can say it:

Z

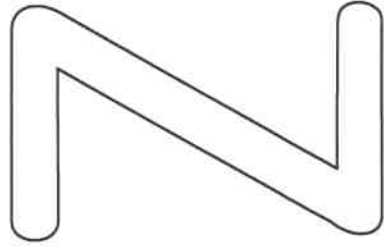
I can trace it:



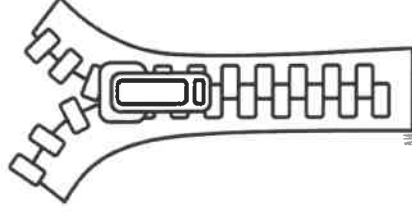
I can write it:



I can color it:



I can build it:



A word that starts with Z is: