

## Directions for Distance Learning week 3 – Preschool, Miss Tasha

**Remind app** – Included in the activities/homework packet you will find information on how to sign up for the Remind app. The Remind app is a great way to stay connected to your child’s teacher and communicate important information about the class. If you have not already signed up, please take the time to do so, as this will be a great way to share important information during this unique time.

**Reading chart** – We strongly encourage reading to your child every day for at least 20 minutes. Included with the activities/homework packet you will find a reading chart that you may print and fill out. Each day has 6 boxes, we ask that you color or put a sticker on the box that shows how many minutes you read to your child on that day. Example, if you read to your child for a total of 30 minutes on Wednesday, you will put a sticker or color the “30 min” box for Wednesday.

If you do not have a printer at home, you may create your own reading chart with your child, or simply write down the books that you read with a note of how many minutes you read to your child. \*\*Send pictures of your child’s reading log/pictures of your child reading books to Miss Tasha via the Remind app for a special surprise when we return to school!

*“Children are made leaders on the laps of their parents” – Emilie Buchwald*

**Listening response sheet** – In the activities/homework packet you will also find a “listening response” sheet. Simply print out the sheet and have your child pick one of the books that you read to them from their reading chart. Help your child answer the two questions, and then encourage them to draw a picture in the given box showing what their favorite part of the book was.

If you do not have a printer, simply answer the questions and have your child draw their picture on a blank sheet of paper.\*\*Send pictures of your child’s completed listening response sheet to Miss Tasha via the Remind app for a special surprise when we return to school!

**\*\*\*\*Parent questionnaire** – I still need these questionnaires from Tyler, Bella, Haisley H., Haizley R., and Devon. Included in your packet there is a parent questionnaire to fill out, sign, and return to class. If you have not filled one of these out yet, please do so, and return to Miss Tasha when we return OR you can simply scan and email it to Miss Tasha at [acorntasha@cableone.net](mailto:acorntasha@cableone.net).

**Weather color and match** – Included in your packet is a weather matching sheet to print and complete with your child. Take this opportunity to discuss weather, what we wear during different types of weather, and what different types of weather look like.

**Living vs Non-living** – This week we will be looking at living and non-living things and explaining what that means. Included in your packet, you will find two different activities that you can do with your child at home. The first activity is taking your child on a nature walk and then drawing pictures in each column of living and non-living things that you see, (ex. Cars, houses, roads, trees, birds, bugs, etc).

The second activity is a color, cut, and paste sorting activity. Have your child cut out each picture and glue onto the “is it alive?” chart. If you do not have child size scissors, simply have your child color only the living pictures. If you do not have a printer at home, simply create your own pictures/charts to have your child complete.

**Sensory play** – As I’ve mentioned before, we love to get messy in the classroom and explore with all of our senses! Sensory play is one of the easiest and most fun ways to get your child smiling and learning all at the same time. Below are some links to some super fun sensory activities to do with your child, be creative, be silly, have fun!

<https://mybabydoo.com/toddler-activities-52/>

[https://mostlyundercontrol.com/2016/05/20/sensory-play-with-hair-gel/?utm\\_medium=social&utm\\_source=pinterest&utm\\_campaign=tailwind\\_smartloop&utm\\_content=smartloop&utm\\_term=6514762](https://mostlyundercontrol.com/2016/05/20/sensory-play-with-hair-gel/?utm_medium=social&utm_source=pinterest&utm_campaign=tailwind_smartloop&utm_content=smartloop&utm_term=6514762)

<https://www.raisingdragons.com/sensory-walk-ages-2/>

**Letters and shapes** – One of the ways we get our students to start recognizing shapes and letters is through shape walks! In the classroom, we print out shapes and letters, cut them each out and glue each one onto a popsicle stick. Then, the students each pick one shape or letter and walk around the school to find the one they picked.

You can do this in the home as well by simply drawing shapes and letters, cut them out, and tape around the house. Then draw a letter or shape for your child to hold and have them walk around the house to find all of their shape/letter.

As always, please be sure to send pictures of your students participating in their activities either on remind or the Facebook group page!



# Sign up for important updates from T. Espinosa.

Get information for Acorn Montessori Charter School Inc. - West right on your phone—not on handouts.

Pick a way to receive messages for **Preschool 19-20**:

**A** If you have a smartphone, get push notifications.

On your iPhone or Android phone, open your web browser and go to the following link:

[rmd.at/acornpre](http://rmd.at/acornpre)

Follow the instructions to sign up for Remind. You'll be prompted to download the mobile app.



**B** If you don't have a smartphone, get text notifications.

Text the message @acornpre to the number 81010.

If you're having trouble with 81010, try texting @acornpre to (704) 935-5787.


*\* Standard text message rates apply.*



Don't have a mobile phone? Go to [rmd.at/acornpre](http://rmd.at/acornpre) on a desktop computer to sign up for email notifications.

# My Reading

# Chart



Monday

Tuesday

Wednesday

Thursday

Friday

Saturday

Sunday

10 MIN

10 MIN

10 MIN

10 MIN

10 MIN

10 MIN

10 MIN

20 MIN

20 MIN

20 MIN

20 MIN

20 MIN

20 MIN

20 MIN

30 MIN

30 MIN

30 MIN

30 MIN

30 MIN

30 MIN

30 MIN

40 MIN

40 MIN

40 MIN

40 MIN

40 MIN

40 MIN

40 MIN

50 MIN

50 MIN

50 MIN

50 MIN

50 MIN

50 MIN

50 MIN

60 MIN

60 MIN

60 MIN

60 MIN

60 MIN

60 MIN

60 MIN



# Listening Response

Book Title: \_\_\_\_\_

Did you like this book?



Draw your favorite part.



## Questionnaire for parents

Please answer the following questions regarding your child. As we head into the school year, we would like to know some of the goals that you have for your child so that we are able to work together to meet them. Please don't forget to sign the bottom!

Thank you!

1. What is something your child loves to do?
2. What is something you are working on improving with your child at home?
3. What are some things your child dislikes?
4. What are some of the goals you would like your child to meet before the end of the school year?
5. Do you have any concerns regarding your child or the classroom? If yes, please explain.
6. Additional Comments:





Child's name: \_\_\_\_\_

Parent Signature: \_\_\_\_\_

# Weather Color and Match

My name is \_\_\_\_\_

## Match the weather to the temperature






Name \_\_\_\_\_





# Is it alive?

Draw or write things that you notice during our nature walk.  
Use what you already know to decide if they go in the living  
or non-living column.

**Living**



**Non-Living**





# Is it ALIVE?

Color and cut out the pictures below. Sort the pictures into two groups: living and non-living. Glue each picture in its correct spot on the chart.



Name \_\_\_\_\_ Date \_\_\_\_\_

# Is it ALIVE?

living	non-living